

Силовые реле серии FTR-F2 /H2

Технические характеристики

Архангельск (8182)63-90-72	Ижевск (3412)26-03-58	Магнитогорск (3519)55-03-13	Пермь (342)205-81-47	Сургут (3462)77-98-35
Астана (7172)727-132	Иркутск (395)279-98-46	Москва (495)268-04-70	Ростов-на-Дону (863)308-18-15	Тверь (4822)63-31-35
Астрахань (8512)99-46-04	Казань (843)206-01-48	Мурманск (8152)59-64-93	Рязань (4912)46-61-64	Томск (3822)98-41-53
Барнаул (3852)73-04-60	Калининград (4012)72-03-81	Набережные Челны (8552)20-53-41	Самара (846)206-03-16	Тула (4872)74-02-29
Белгород (4722)40-23-64	Калуга (4842)92-23-67	Нижний Новгород (831)429-08-12	Санкт-Петербург (812)309-46-40	Тюмень (3452)66-21-18
Брянск (4832)59-03-52	Кемерово (3842)65-04-62	Новокузнецк (3843)20-46-81	Саратов (845)249-38-78	Ульяновск (8422)24-23-59
Владивосток (423)249-28-31	Киров (8332)68-02-04	Новосибирск (383)227-86-73	Севастополь (8692)22-31-93	Уфа (347)229-48-12
Волгоград (844)278-03-48	Краснодар (861)203-40-90	Омск (3812)21-46-40	Симферополь (3652)67-13-56	Хабаровск (4212)92-98-04
Вологда (8172)26-41-59	Красноярск (391)204-63-61	Орел (4862)44-53-42	Смоленск (4812)29-41-54	Челябинск (351)202-03-61
Воронеж (473)204-51-73	Курск (4712)77-13-04	Оренбург (3532)37-68-04	Сочи (862)225-72-31	Череповец (8202)49-02-64
Екатеринбург (343)384-55-89	Липецк (4742)52-20-81	Пенза (8412)22-31-16	Ставрополь (8652)20-65-13	Ярославль (4852)69-52-93
Иваново (4932)77-34-06	Киргизия (996)312-96-26-47	Казахстан (772)734-952-31	Таджикистан (992)427-82-92-69	

Единый адрес для всех регионов: fst@nt-rt.ru || www.fujitsu.nt-rt.ru

POWER RELAY

1 POLE—5,10 A (CADMIUM FREE CONTACTS TYPE)

FTR-F2 /H2 SERIES

RoHS compliant

■ FEATURES

- HIGH DENSITY MOUNTING
Saves space by 26% compared to FTR-H1 type.
- HIGH ISOLATION
Insulation Distance: Minimum 6mm between coil and contact
Dielectric Strength: 4KV
Surge Strength: 10KV
- HIGH NOISE RESISTANCE
Uses card separation for high noise resistance between coil and contact
- HEAT RESISTANCE, FLAMMABILITY
Class B (130° C) insulation, flammability 94V-0
- CADMIUM FREE CONTACT FOR ECO-PROGRAM
- SAFETY STANDARDS
UL, CSA, VDE approved, SEMKO (pending)
UL/CSA TV-5 rating approved
- RoHS compliant since date code: 0437L2
Please see page 8 for more information



■ ORDERING INFORMATION

[Example] $\frac{\text{FTR-F2}}{\text{(a)}} \frac{\text{A K}}{\text{(b)(c)}} \frac{\text{012}}{\text{(d)}} \frac{\text{T}}{\text{(e)}} \frac{\text{-**}}{\text{(f)}}$

(a)	Series Name	FTR-F2 : FTR-F2 Series (5A) FTR-H2 : FTR-H2 Series (10A)
(b)	Contact Arrangement	A : 1 Form A (SPST-NO)
(c)	Coil Type	K : Standard (530mW) L : High sensitivity (250mW) FTR-F2/H2 A : Sealed type (530mW) FTR-H2
(d)	Coil Nominal Voltage	005 : 5DC 012 : 12DC 006 : 6DC 024 : 24DC 009 : 9DC 048 : 48DC
(e)	TV-Rating	T : TV-5
(f)	Custom Designation	To be assigned custom specification

■ SAFETY STANDARD AND FILE NUMBERS

UL508 (File No. E63614)

C22.2 No.1and No. 14 (File No. LR40304)

VDE 0435, 0860 (File No. 11039-4940-1020)

	Nominal voltage	Contact rating
FTR-F2	5 to 48 VDC	TV-5 125 VAC 1/2 HP 250 VAC 1/6 HP 125 VAC 5 A 250 VAC/ 30 VDC resistive 2 A 250 VAC inductive (PF=0.4) Pilot duty C 300
FTR-H2	5 to 48 VDC	TV-5 120 VAC 1/2 HP 250 VAC 1/6 HP 125 VAC 10 A 30 VDC/250 VAC resistive 3A 250VAC inductive (PF=0.4) Pilot duty C300

FTR-F2/H2 Series

■ SPECIFICATIONS

Item		FTR-F2 Series		FTR-H2 Series	
		Standard	Sensitive	Standard	Sensitive
Contact	Arrangement	1 Form A (SPST-NO)			
	Material	Silver Alloy			
	Resistance (initial)	Maximum 100 mohm (at 1A 6VDC)			
	Rating (resistive)	250VAC / 30VDC, 5A		250VAC / 30VDC, 10A	
	Maximum Carrying Current	5A		10A	
	Maximum Switching Rating	1250VA / 150W		2500VA / 300W	
	Maximum Switching Voltage	400VAC /300DC			
	Maximum Switching Current	5A		10A	
	Minimum Switching Load	100 ma, 5VDC			
	Maximum Inrush Current	78A, 120VAC (at lamp load)			
Coil	Nominal Power (at 20° C)	530mW	250mW	530mW	250mW
	Operate Power (at 20° C)	260mW	160mW	260mW	160mW
	Operating Temperature	-40° C to +70° C (no frost)			
Time Value	Operate Time (at nominal voltage)	Maximum 15ms			
	Release Time (at nominal voltage)	Maximum 5m s			
Insulation	Resistance (at 500VDC)	Minimum 1,000 Mohm			
	Dielectric Strength	Between open contacts	1,000 VAC 1 minute		
		Between coil and contacts	4,000 VAC 1 minute		
	Surge Strength	10,000V (at 1.2 x 50ms)			
Life	Mechanical	2 x 10 ⁶ operations minimum			
	Electrical	Contact Rating	100 x 10 ³ operations minimum		
		Lamp Load	25 x 10 ³ operations minimum		
Other	Vibration Resistance	Misoperation	10-55 Hz (double amplitude of 1.5mm)		
		Endurance	10-55 Hz (double amplitude of 1.5mm)		
	Shock Resistance	Misoperation	200m/s ² (11±1ms)		
		Endurance	1,000m/s ² (11±1ms)		
	Weight	Approximately 12g			

FTR-F2/H2 Series

COIL DATA CHART

Standard Type (530mW)

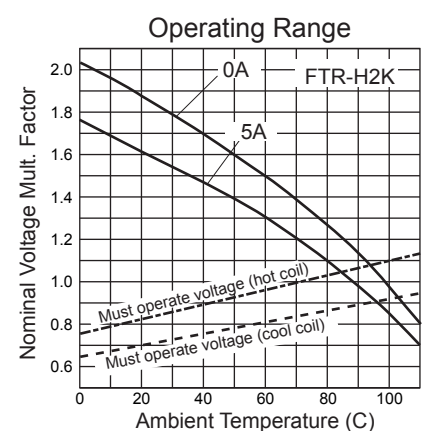
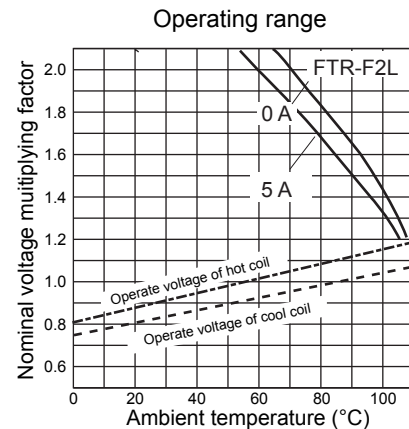
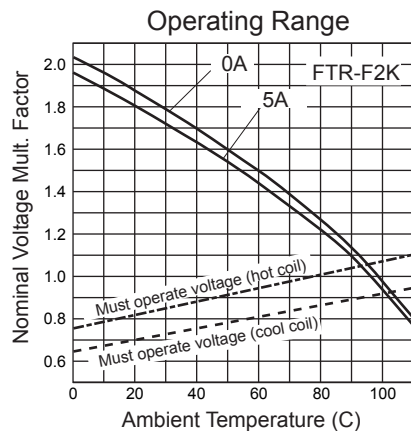
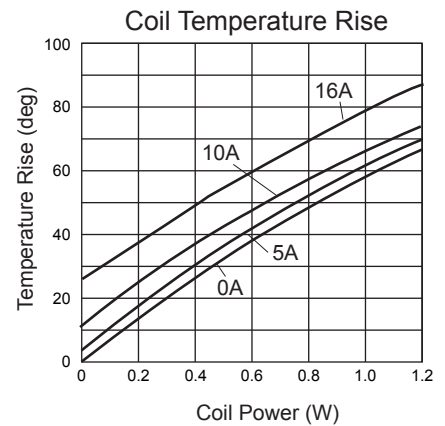
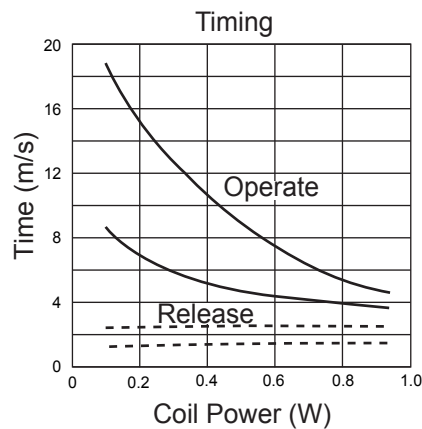
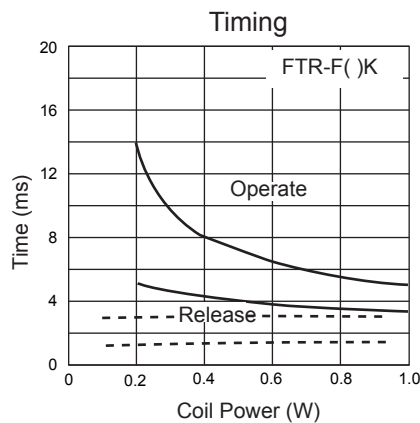
MODEL		Nominal Voltage	Coil Resistance (± 10%)	Must Operate Voltage	Must Release Voltage
FTR-F2 Series	FTR-H2 Series				
FTR-F2AK005T	FTR-H2AK005T	5VDC	47Ω	3.5VDC	0.25VDC
FTR-F2AK006T	FTR-H2AK006T	6VDC	68Ω	4.2VDC	0.3VDC
FTR-F2AK009T	FTR-H2AK009T	9VDC	155Ω	6.3VDC	0.45VDC
FTR-F2AK012T	FTR-H2AK012T	12VDC	270Ω	8.4VDC	0.6VDC
FTR-F2AK024T	FTR-H2AK024T	24VDC	1,100Ω	16.8VDC	1.2VDC
FTR-F2AK048T	FTR-H2AK048T	48VDC	4,400Ω	33.6VDC	2.4VDC

Sensitive Type (250mW)

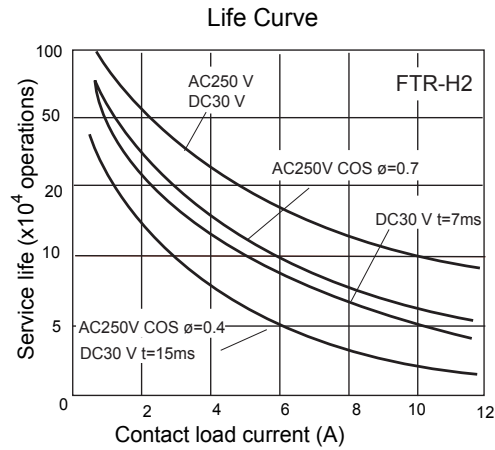
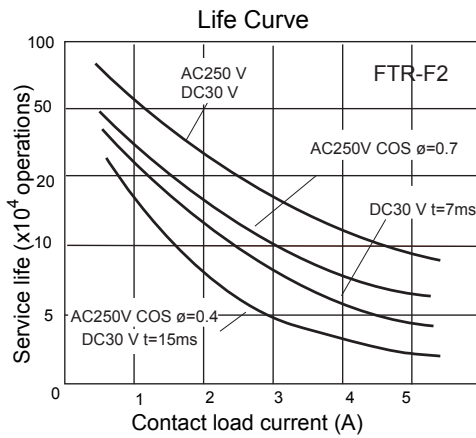
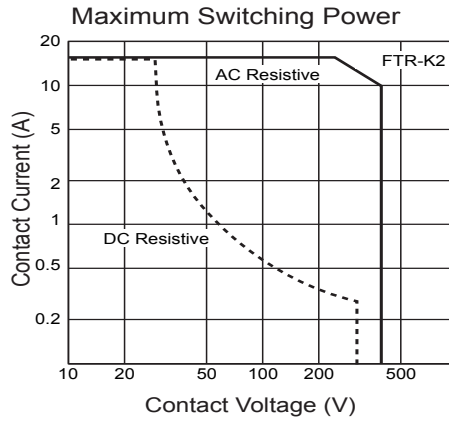
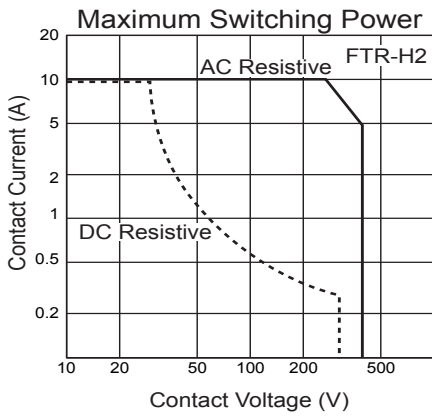

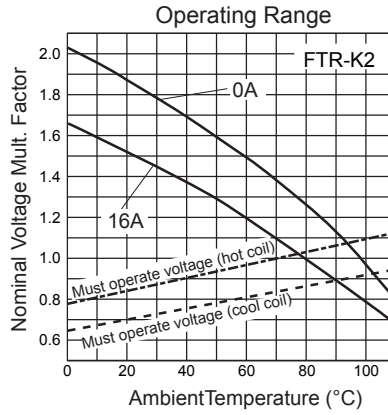
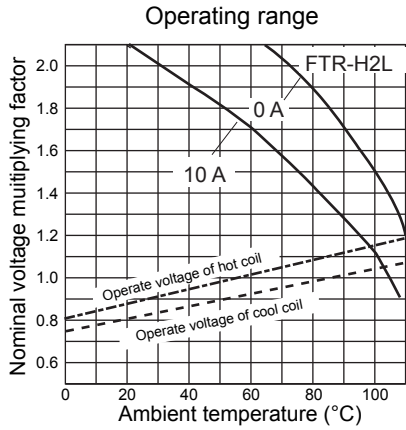
MODEL		Nominal Voltage	Coil Resistance (± 10%)	Must Operate Voltage	Must Release Voltage
FTR-F2 Series	FTR-H2 Series				
FTR-F2AL005T	FTR-H2AL005T	5VDC	100Ω	4.0VDC	0.25VDC
FTR-F2AL006T	FTR-H2AL006T	6VDC	145Ω	4.8VDC	0.30VDC
FTR-F2AL009T	FTR-H2AL009T	9VDC	325Ω	7.2VDC	0.45VDC
FTR-F2AL012T	FTR-H2AL012T	12VDC	575Ω	9.6VDC	0.60VDC
FTR-F2AL024T	FTR-H2AL024T	24VDC	2,310Ω	19.2VDC	1.20VDC

Note: All values in the table are measured at 20°C.

CHARACTERISTIC DATA

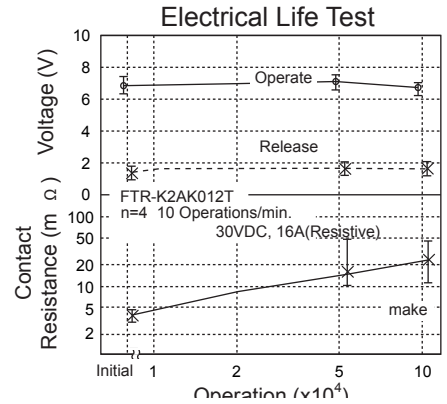
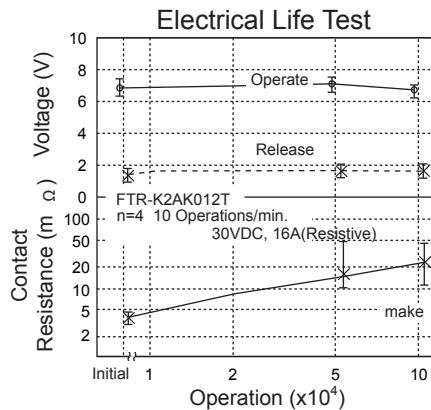
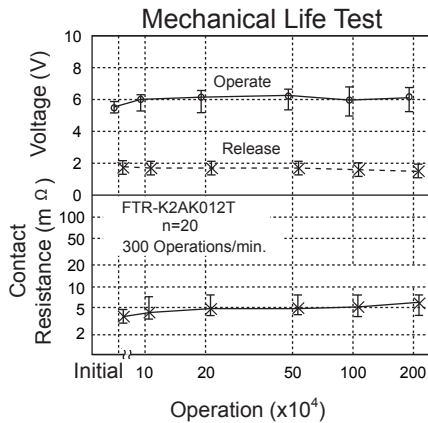
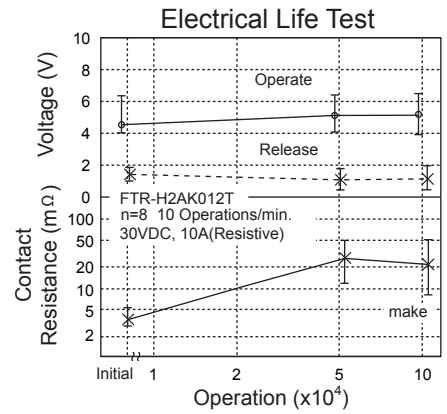
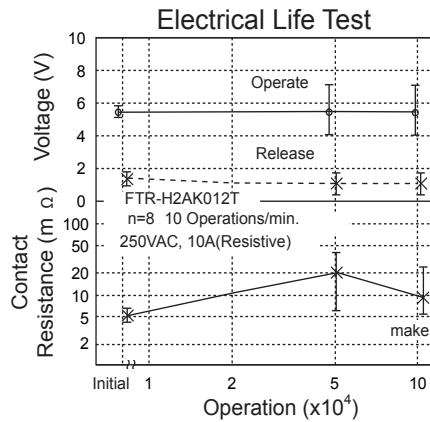
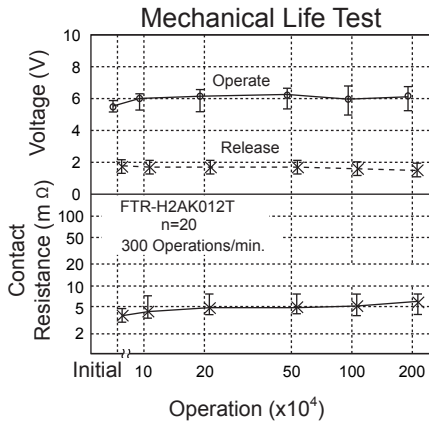
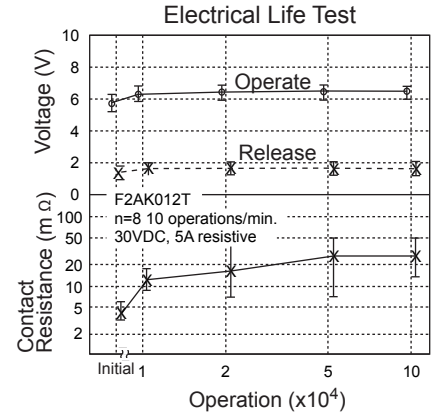
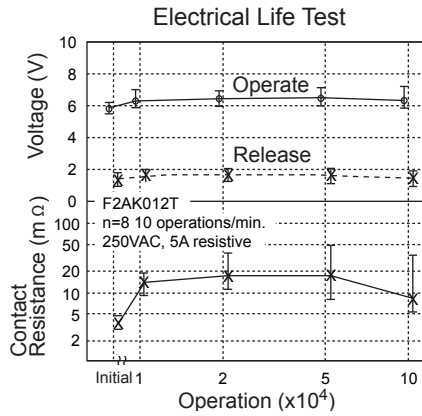
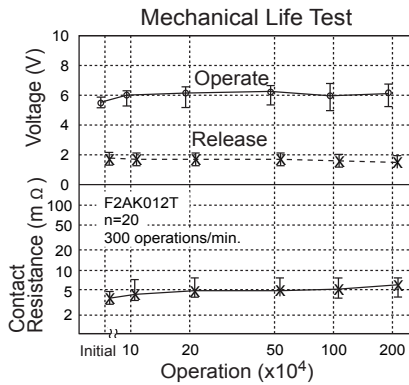
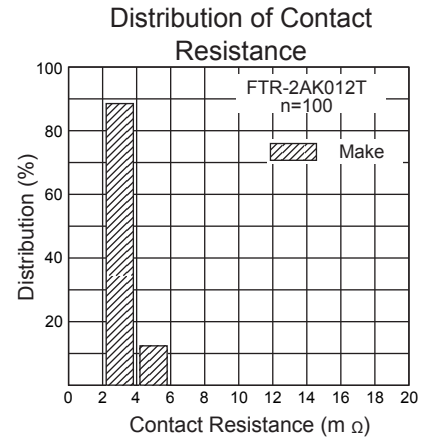
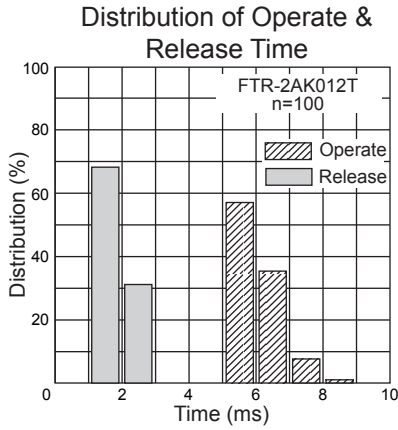
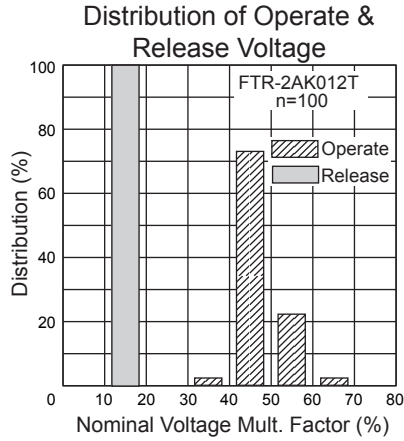


FTR-F2/H2 Series



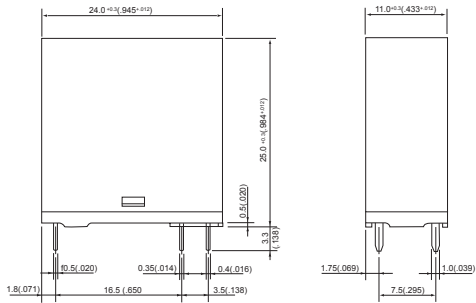
FTR-F2/H2 Series

REFERENCE DATA

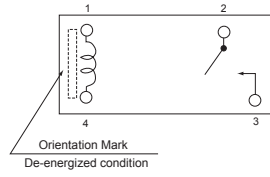


■ DIMENSIONS

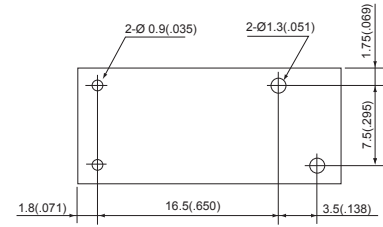
● Dimensions



● Schematics (BOTTOM VIEW)



● PC board mounting hole layout (BOTTOM VIEW)



Unit: mm (in.)

RoHS Compliance and Lead Free Relay Information

1. General Information

- Relays produced after the specific date code that is indicated on each data sheet are lead-free now. Most of our signal and power relays are lead-free. Please refer to Lead-Free Status Info.
- Lead free solder paste currently used in relays is Sn-3.0Ag-0.5Cu.
- All signal and most power relays also comply with RoHS. Please refer to individual data sheets. Relays that are RoHS compliant do not contain the 5 hazardous materials that are restricted by RoHS directive (lead, mercury, chromium IV, PBB, PBDE).
- It has been verified that using lead-free relays in lead assembly process will not cause any problems (compatible).
- "LF" is marked on each outer and inner carton. (No marking on individual relays).
- To avoid leaded relays (for lead-free sample, etc.) please consult with area sales office.
- We will ship leaded relays as long as the leaded relay inventory exists.

Note: Cadmium was exempted from RoHS on October 21, 2005. (Amendment to Directive 2002/95/EC)

2. Recommended Lead Free Solder Profile

- Recommended solder paste Sn-3.0Ag-0.5Cu.

Reflow Solder condition

Flow Solder condition:

Pre-heating: maximum 120°C
Soldering: dip within 5 sec. at
260°C solder bath

Solder by Soldering Iron:

Soldering Iron
Temperature: maximum 360°C
Duration: maximum 3 sec.

We highly recommend that you confirm your actual solder conditions

3. Moisture Sensitivity

- Moisture Sensitivity Level standard is not applicable to electromechanical relays.

4. Tin Whisker

- Dipped SnAgCu solder is known as low risk tin whisker. No considerable length whisker was found by our in house test.

Архангельск (8182)63-90-72	Ижевск (3412)26-03-58	Магнитогорск (3519)55-03-13	Пермь (342)205-81-47	Сургут (3462)77-98-35
Астана (7172)727-132	Иркутск (395)279-98-46	Москва (495)268-04-70	Ростов-на-Дону (863)308-18-15	Тверь (4822)63-31-35
Астрахань (8512)99-46-04	Казань (843)206-01-48	Мурманск (8152)59-64-93	Рязань (4912)46-61-64	Томск (3822)98-41-53
Барнаул (3852)73-04-60	Калининград (4012)72-03-81	Набережные Челны (8552)20-53-41	Самара (846)206-03-16	Тула (4872)74-02-29
Белгород (4722)40-23-64	Калуга (4842)92-23-67	Нижний Новгород (831)429-08-12	Санкт-Петербург (812)309-46-40	Тюмень (3452)66-21-18
Брянск (4832)59-03-52	Кемерово (3842)65-04-62	Новокузнецк (3843)20-46-81	Саратов (845)249-38-78	Ульяновск (8422)24-23-59
Владивосток (423)249-28-31	Киров (8332)68-02-04	Новосибирск (383)227-86-73	Севастополь (8692)22-31-93	Уфа (347)229-48-12
Волгоград (844)278-03-48	Краснодар (861)203-40-90	Омск (3812)21-46-40	Симферополь (3652)67-13-56	Хабаровск (4212)92-98-04
Вологда (8172)26-41-59	Красноярск (391)204-63-61	Орел (4862)44-53-42	Смоленск (4812)29-41-54	Челябинск (351)202-03-61
Воронеж (473)204-51-73	Курск (4712)77-13-04	Оренбург (3532)37-68-04	Сочи (862)225-72-31	Череповец (8202)49-02-64
Екатеринбург (343)384-55-89	Липецк (4742)52-20-81	Пенза (8412)22-31-16	Ставрополь (8652)20-65-13	Ярославль (4852)69-52-93
Иваново (4932)77-34-06	Киргизия (996)312-96-26-47	Казахстан (772)734-952-31	Таджикистан (992)427-82-92-69	

Единый адрес для всех регионов: fst@nt-rt.ru || www.fujitsu.nt-rt.ru