



Силовые реле серии FTR-K1

Технические характеристики

Архангельск (8182)63-90-72	Ижевск (3412)26-03-58	Магнитогорск (3519)55-03-13	Пермь (342)205-81-47	Сургут (3462)77-98-35
Астана (7172)727-132	Иркутск (395)279-98-46	Москва (495)268-04-70	Ростов-на-Дону (863)308-18-15	Тверь (4822)63-31-35
Астрахань (8512)99-46-04	Казань (843)206-01-48	Мурманск (8152)59-64-93	Рязань (4912)46-61-64	Томск (3822)98-41-53
Барнаул (3852)73-04-60	Калининград (4012)72-03-81	Набережные Челны (8552)20-53-41	Самара (846)206-03-16	Тула (4872)74-02-29
Белгород (4722)40-23-64	Калуга (4842)92-23-67	Нижний Новгород (831)429-08-12	Санкт-Петербург (812)309-46-40	Тюмень (3452)66-21-18
Брянск (4832)59-03-52	Кемерово (3842)65-04-62	Новокузнецк (3843)20-46-81	Саратов (845)249-38-78	Ульяновск (8422)24-23-59
Владивосток (423)249-28-31	Киров (8332)68-02-04	Новосибирск (383)227-86-73	Севастополь (8692)22-31-93	Уфа (347)229-48-12
Волгоград (844)278-03-48	Краснодар (861)203-40-90	Омск (3812)21-46-40	Симферополь (3652)67-13-56	Хабаровск (4212)92-98-04
Вологда (8172)26-41-59	Красноярск (391)204-63-61	Орел (4862)44-53-42	Смоленск (4812)29-41-54	Челябинск (351)202-03-61
Воронеж (473)204-51-73	Курск (4712)77-13-04	Оренбург (3532)37-68-04	Сочи (862)225-72-31	Череповец (8202)49-02-64
Екатеринбург (343)384-55-89	Липецк (4742)52-20-81	Пенза (8412)22-31-16	Ставрополь (8652)20-65-13	Ярославль (4852)69-52-93
Иваново (4932)77-34-06	Киргизия (996)312-96-26-47	Казахстан (772)734-952-31	Таджикистан (992)427-82-92-69	

Единый адрес для всех регионов: fst@nt-rt.ru || www.fujitsu.nt-rt.ru


POWER RELAY

1 POLE - 16A Silver Nickel Contact

FTR-K1 Series

■ FEATURES

- Suitable for low current load (silver nickel)
- Low profile (height: 15.7mm)
- HIGH INSULATION
Insulation distance (between coil and contacts): 10mm min.
Dielectric strength: 5KV
Surge strength: 10KV
- Low coil power (400mW)
- SAFETY STANDARDS
UL, CSA, VDE, SEMKO approved
UL, CSA TV-5 rating approved (1 form A type)
- UL F class isolation
- Flux proof RTII
- RoHS compliant
Please see page 6 for more information



■ PARTNUMBER INFORMATION

[Example] FTR-K1 C K 012 E
 (a) (b) (c) (d) (e)

(a)	Relay type	FTR-K1 : FTR-K1 Series
(b)	Contact configuration	A : 1 form A (SPST-NO) C : 1 form C (SPDT)
(c)	Coil type	K : Standard type (400mW) / Flux proof
(d)	Coil rated voltage	012 : 5...110VDC Coil rating table at page 3
(e)	Contact material	E : AgNi

Actual marking does not carry the type name : "FTR"

E.g.: Ordering code: FTR-K1CK012E

Actual marking: K1CK012E

FTR-K1 SERIES

■ SPECIFICATION

Item			FTR-K1 AK () E	FTR-K1 CK () E
Contact Data	Configuration		1 form A	1 form C
	Construction		Single	
	Material		AgNi	
	Resistance (initial)		Max. 100mOhm at 1A, 6VDC	
	Contact rating (resistive)		16A, 250VAC / 24VDC	
	Max. carrying current * ¹		20A	
	Max. switching voltage		440VAC / 300VDC	
	Max. switching power		4,000VA / 384W	
	Min. switching load * ²		100mA, 5VDC	
Life	Mechanical		Min. 20 x 10 ⁶ operations	
	Electrical	AC contact rating	Min. 100 x 10 ³ operations	Min. 50 x 10 ³ operations
		DC contact rating	Min. 100 x 10 ³ operations	Min. 30 x 10 ³ operations
Coil Data	Rated power (20 °C)		400mW (430mW at 48V coil)	
	Operate power (20 °C)		200mW (210mW at 48V coil)	
	Operating temperature range		-40 °C to +85 °C (no frost)	
Timing Data	Operate (at nominal voltage)		Max. 15ms (without bounce, no diode)	
	Release (at nominal voltage)		Max. 5ms (without bounce, no diode)	
Insulation	Resistance (initial)		Min. 1,000MOhm at 500VDC	
	Dielectric strength	Open contacts	1,000VAC (50/60Hz) 1min	
		Contacts to coil	5,000VAC (50/60Hz) 1min	
	Surge strength	Coil to contacts	10,000V / 1.2 x 50μs standard wave	
	Clearance		10mm	
	Creepage		10mm	
	EN61810-1, VDE0435	Voltage	250V	
		Pollution degree	3	
		Material group	III a	
	Category	C / 250V (Reference voltage) (VDE0110b)		
Other	Vibration resistance	Misoperation≥1us	10 to 55Hz double amplitude 0.7mm	
		Endurance	10 to 55Hz double amplitude 1.5mm	
	Shock	Misoperation≥1us	100m/s ² (11 ± 1ms)	
		Endurance	1,000m/s ² (6 ± 1ms)	
	Weight	Approximately 13g		
Sealing	Flux proof RTII			

* 1: Need to consider the heat from PCB when max. current is more than 10A.

* 2: Minimum switching loads mentioned above are reference values. Please perform the confirmation test with actual load before production since reference values may vary according to switching frequencies, environmental conditions

FTR-K1 SERIES

■ COIL RATING

Coil Code	Rated Coil Voltage (VDC)	Coil Resistance +/- 10% (Ohm)	Must Operate Voltage (VDC) *	Must Release-Voltage (VDC) *	Max. Coil Voltage (VDC)	Rated Power (mW)
005	5	62	3.5	0.5	12.2	400
006	6	90	4.2	0.6	14.7	
009	9	202	6.3	0.9	22	
012	12	360	8.4	1.2	29.4	
018	18	810	12.6	1.8	44.1	
022	22	1,210	15.4	2.2	53.9	
024	24	1,440	16.8	2.4	58.8	
028	28	1,960	19.6	2.8	68.6	
048	48	5,360	33.6	4.8	117.6	430
060	60	8,570	42.0	6.0	147.0	420
110	110	28,800	77.0	11.0	269.5	

Note: All values in the table are valid for 20°C and zero contact current.

* Specified operate values are valid for pulse wave voltage.

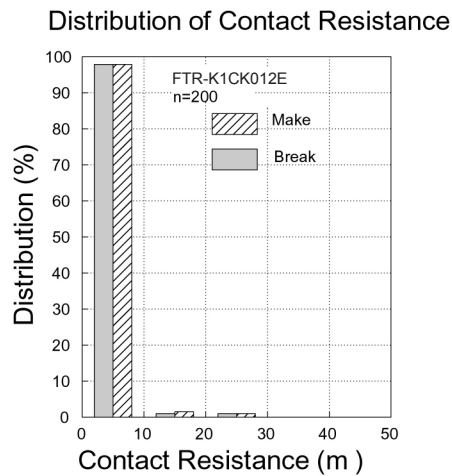
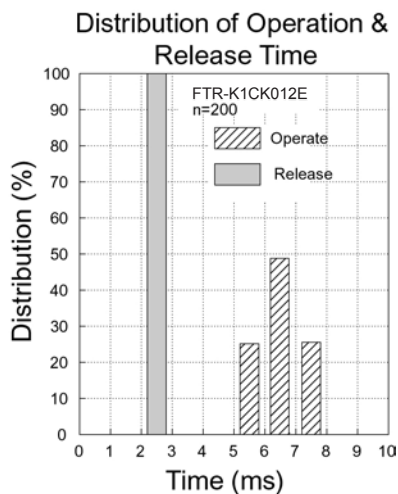
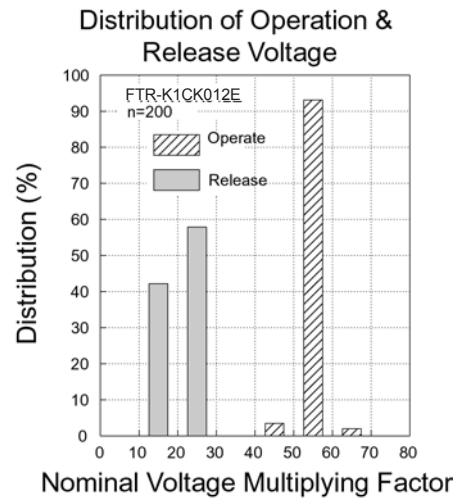
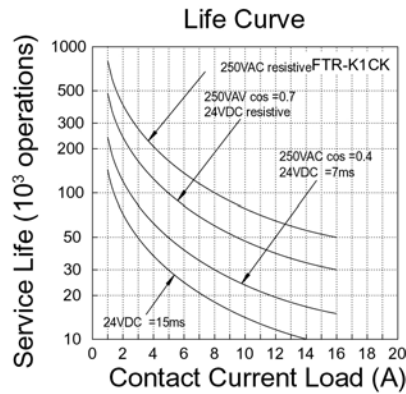
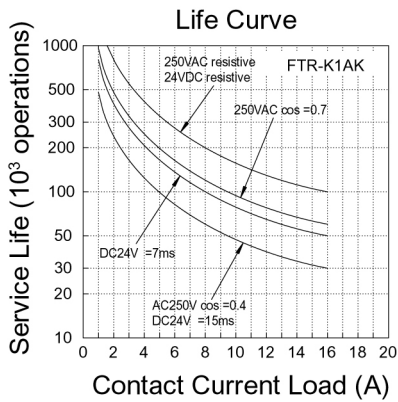
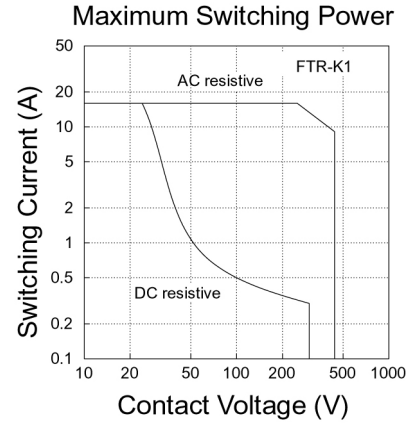
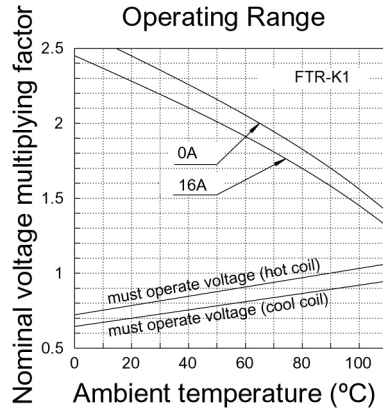
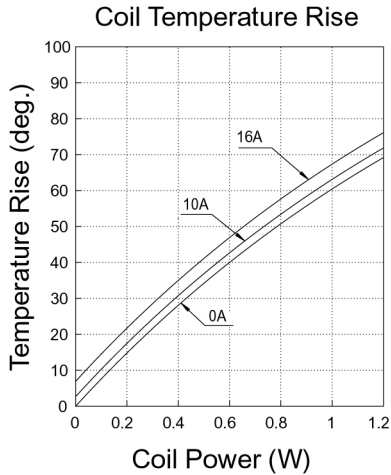
■ SAFETY STANDARDS

Type	Compliance	Contact rating	
		FTR-K1CK () E	FTR-K1AK () E
UL	UL 508 E63614	Flammability: UL 94-V0 (plastics)	
		16A, 277VAC/24VDC (resistive) 20A, 277VAC (resistive) 1 HP, 277VAC 1/2 HP, 125VAC 1/8 HP, 125VAC Pilot duty: B300	16A, 277VAC/24 VDC (resistive) 20A, 277 VAC (resistive) 1 HP, 277VAC 1/2 HP, 125VAC Pilot duty: A300
CSA	C22.2 No. 14 LR 40304	16A, 277VAC/24VDC (resistive) 1 HP, 277VAC 1/2 HP, 125VAC 1/8 HP, 125VAC Pilot duty: B300	16A, 277VAC/24 VDC (resistive) 1 HP, 277VAC 1/2 HP, 125VAC Pilot duty: A300
VDE	0435, 0631, 0700, 0860, 40013848	16A, 250 VAC (cosφ=1), 85°C 3.5A, 250 VAC (cosφ=0.4), 85°C 16 A 24VDC (0ms), 85°C	
SEMKO	EN 61058-1:1992 and A1 EN 61095:1993 and A1+A11	250VAC, 16 (3)A 40T85	

Complies with NEMKO, DEMKO, FIMKO

FTR-K1 SERIES

CHARACTERISTIC DATA

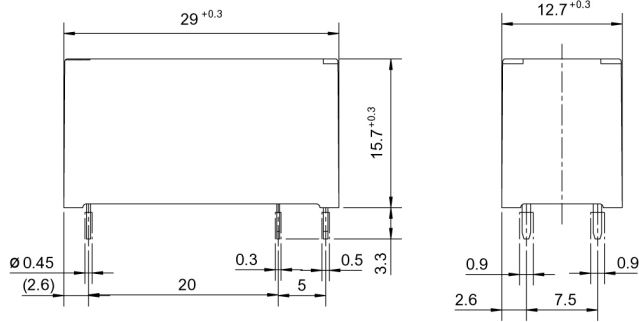


FTR-K1 SERIES

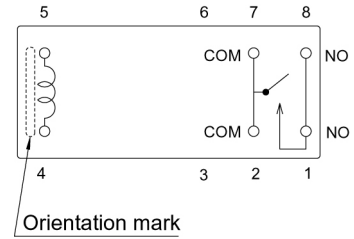
■ DIMENSIONS

• Dimensions

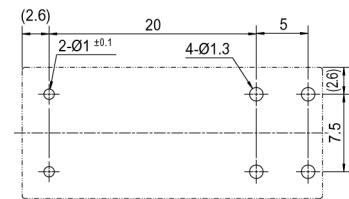
FTR-K1AK () E



• Schematics (BOTTOM VIEW)

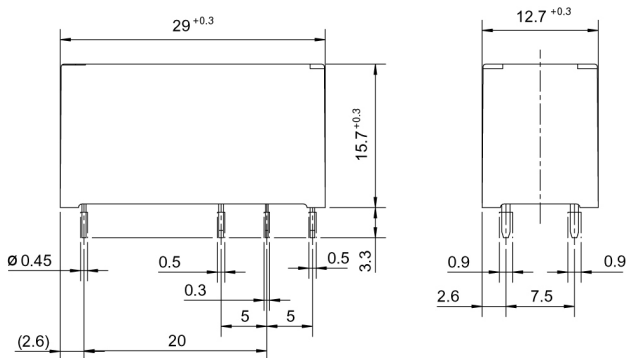


• PC board mounting hole layout (BOTTOM VIEW)

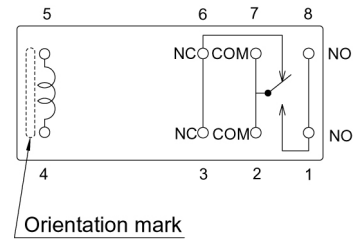


• Dimensions

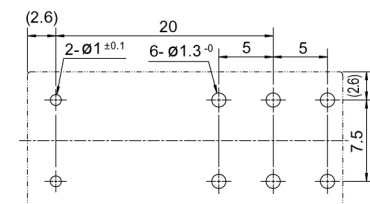
FTR-K1CK () E



• Schematics (BOTTOM VIEW)



• PC board mounting hole layout (BOTTOM VIEW)



Unit: mm

RoHS Compliance and Lead Free Information

1. General Information

- All signal and power relays produced by Fujitsu Components are compliant with RoHS directive 2002/95/EC including amendments.
- Cadmium as used in electrical contacts is exempted from the RoHS directives on October 21st, 2005. (Amendment to Directive 2002/95/EC)
- All of our signal and power relays are lead-free.
- Lead free solder plating on relay terminals is Sn-3.0Ag-0.5Cu, unless otherwise specified. This material has been verified to be compatible with PbSn assembly process.

2. Recommended Lead Free Solder Profile

- Recommended solder Sn-3.0Ag-0.5Cu.

Flow Solder condition:

Pre-heating: maximum 120°C
Soldering: dip within 5 sec. at
260°C solder bath

Solder by Soldering Iron:

Soldering Iron
Temperature: maximum 360°C
Duration: maximum 3 sec.

We highly recommend that you confirm your actual solder conditions

3. Moisture Sensitivity

- Moisture Sensitivity Level standard is not applicable to electromechanical relays, unless otherwise indicated.

4. Tin Whiskers

- Dipped SnAgCu solder is known as presenting a low risk to tin whisker development. No considerable length whisker was found by our in house test.

Архангельск (8182)63-90-72	Ижевск (3412)26-03-58	Магнитогорск (3519)55-03-13	Пермь (342)205-81-47	Сургут (3462)77-98-35
Астана (7172)727-132	Иркутск (395)279-98-46	Москва (495)268-04-70	Ростов-на-Дону (863)308-18-15	Тверь (4822)63-31-35
Астрахань (8512)99-46-04	Казань (843)206-01-48	Мурманск (8152)59-64-93	Рязань (4912)46-61-64	Томск (3822)98-41-53
Барнаул (3852)73-04-60	Калининград (4012)72-03-81	Набережные Челны (8552)20-53-41	Самара (846)206-03-16	Тула (4872)74-02-29
Белгород (4722)40-23-64	Калуга (4842)92-23-67	Нижний Новгород (831)429-08-12	Санкт-Петербург (812)309-46-40	Тюмень (3452)66-21-18
Брянск (4832)59-03-52	Кемерово (3842)65-04-62	Новокузнецк (3843)20-46-81	Саратов (845)249-38-78	Ульяновск (8422)24-23-59
Владивосток (423)249-28-31	Киров (8332)68-02-04	Новосибирск (383)227-86-73	Севастополь (8692)22-31-93	Уфа (347)229-48-12
Волгоград (844)278-03-48	Краснодар (861)203-40-90	Омск (3812)21-46-40	Симферополь (3652)67-13-56	Хабаровск (4212)92-98-04
Вологда (8172)26-41-59	Красноярск (391)204-63-61	Орел (4862)44-53-42	Смоленск (4812)29-41-54	Челябинск (351)202-03-61
Воронеж (473)204-51-73	Курск (4712)77-13-04	Оренбург (3532)37-68-04	Сочи (862)225-72-31	Череповец (8202)49-02-64
Екатеринбург (343)384-55-89	Липецк (4742)52-20-81	Пенза (8412)22-31-16	Ставрополь (8652)20-65-13	Ярославль (4852)69-52-93
Иваново (4932)77-34-06	Киргизия (996)312-96-26-47	Казахстан (772)734-952-31	Таджикистан (992)427-82-92-69	